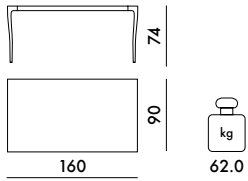


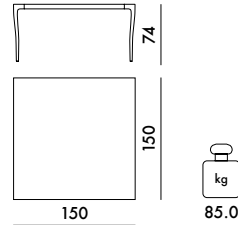
# ALBERT 2025

Design Ludovica Serafini + Roberto Palomba

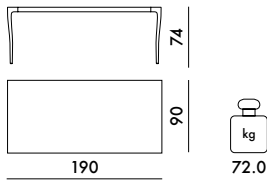
**4112**



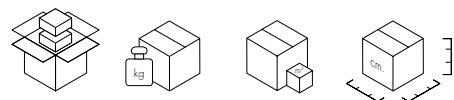
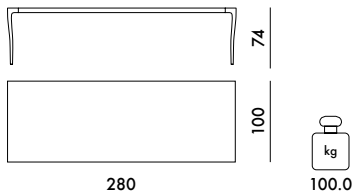
**4111**



**4113**



**4115**



<b>4111</b>	piano	68.3	0.256	160X160X10
	gambe	19.5	0.156	63X92X27
	traversi	27.6	0.256	40X160X40
<b>4112</b>	piano	44.0	0.159	166X96X10
	gambe	19.5	0.156	63X92X27
	traversi	23.0	0.272	40X170X40
<b>4113</b>	piano	51.0	0.188	196X96X10
	gambe	19.5	0.156	63X92X27
	traversi	19.0	0.074	44X170X10
<b>4115</b>	piano	81.0	0.306	107X286X10
	gambe	19.5	0.156	63X92X27
	traversi	35.0	0.480	40X300X40

Livello raggiunto

EN 15372:2016

Par. 5.1 5.2 Conforme

EN 1730:2012

6.2 (livello massimo) L3

6.3 (livello massimo) L3

6.4.2 (livello massimo) L3

6.6 (livello massimo) L3

6.9 (livello massimo) L3

7.2 Conforme



**STRUTTURA**  
Alluminio verniciato

**PIANO**  
Gres porcellanato lucido



03  
Bianco



09  
Nero



BO  
Bordeaux



AZ  
Azzurro

